

Full Length Research Paper

The use of ethyl ester of lard as an inhibitor in the kinetics of mild steel corrosion in a petroleum-water mixture

Jerome Anguel Undiandeye¹, Ternenge Joseph Chior¹, Abubakar Mohammed¹ and Julius Chigozie Offurum^{2*}

¹Department of Chemical Engineering, Modibbo Adama University of Technology Yola, Adamawa State, Nigeria.

*Corresponding author. E-mail: jullyengine@yahoo.com

²Department of Chemical Engineering, Imo State Polytechnic, Umuagwo-Ohaji, Imo State, Nigeria.

Accepted 15 April, 2023

Ethyl Esters of Pork Oil (EEL) has been investigated as a mild steel corrosion inhibitor in petroleum-water mixture by weight-loss tests at different concentrations (0.1l, 0.2, 0.3, 0.4 and 0.5g/L) of inhibitor, and at temperatures of 303, 313, 323 and 333K. Results show that inhibition efficiency increases as the inhibitor concentration increases, decreases with temperature, and follows the Langmuir adsorption isotherm. It was found that the adsorption of the ethyl ester on mild steel is by physical adsorption. For the trans-esterification process, the optimal parameters needed for the optimal yield of the ester were: reaction time of 120 min, temperature of 75°C, content of catalyst of 1% and alcoholic content of 72 cm³.

Key words: Corrosion inhibitor, ethyl ester, pork oil, mild steel, petroleum-water mixture.

INTRODUCTION

Mild steel is one of the most preferred materials for industry due to its easy availability and excellent physical properties (Sinnott and Towler 2009). However, its use is restricted in certain media like acidic environments and other corrosive mediums because of the susceptibility towards corrosion. It is cheaper than wrought iron and stronger and more workable than cast iron. Corrosive environments have received a considerable amount of attention because of their attack on materials (Khadom et al., 2009). Mild steel has practical importance, for example in the acid pickling of iron and steel, chemical cleaning of the scale in metallurgy, oil recovery and petrochemical industry and other electrochemical

systems. During chemical processes, metals suffer from corrosion in acid solutions at elevated temperatures. Generally, increased corrosion-resistance can only be obtained at increased cost. However, the actual material related costs incurred in a project will depend on the corrosivity of the environment and other factors (Ebenso and Obot, 2010). Due to the wide applications, studies on the corrosion of metals in organic medium have attracted considerable interest in recent years (Ashassi-Sorkhabi and Seifzadeh, 2008). One way of protecting mild steel from corrosion is to use corrosion inhibitors. It has been found earlier that the corrosion caused by the aqueous organic solvents can be effectively controlled by the use

of corrosion inhibitors. Use of suitable inhibitors for a system can not only extend the life of the materials in use but could also enable the use of a less expensive inhibitor (Khadom et al., 2009). Most corrosion inhibitors protect the corrosion of metals when they are adsorbed on the surface of the metal (Ashassi-Sorkhabi and Seifzadeh, 2008; Eddy and Odoemelam, 2008). The adsorption and inhibitive properties of some corrosion inhibitors containing hetero-atoms in their long carbon chain/aromatic structure have also been studied (Eddy et al., 2008). Studies have also been conducted on the adsorptive and inhibitive properties of some natural products (Ashassi-Sorkhabi and Nabavi-Amri 2000). In most of these studies, these properties are found to be strongly influenced by the chemical structure of the compound, the corrosive medium, temperature, concentration of the inhibitor, period of contact, etc. Adsorption characteristics of an inhibitor can be studied by the use of adsorption isotherms and the application of the theory of thermodynamics (Ashassi-Sorkhabi and Seifzadeh 2008). There are reports that vegetable oils and their derivatives are potentially important substitutes or extenders for conventional corrosion inhibitors as they are renewable alternative resources (Yordanov and Petkov, 2008). Esters of non-edible oils (castor seed oil and rubber seed oil) have also been reportedly used to inhibit mild steel corrosion in HCl and petroleum-water mixtures (Undiandeye *et al.* 2011). Experiment has revealed that the presence of water in petroleum enhances the corrosion rate of mild steel. The higher the percentage of water, the higher the corrosion enhancement (John et al., 2004). In petroleum industries, metal surfaces come in contact with emulsions of oil in water or water in oil. During refining processes, crude oil is usually pumped through pipelines to tank batteries which separate the oil from gas and water (Khadom et al. 2009). In this investigation, the authors have chosen carbon steel to study corrosion inhibition, in petroleum having acetic acid and NaCl. The inhibitor chosen is the ethyl ester of lard (EEL). Many restaurants in the western nations have eliminated the use of lard (pork oil) in their kitchens because of the religious and health-related dietary restrictions of many of their customers. The great amounts of waste animal fat, produced at several slaughter houses and other meat processing units, might be an attractive and cheap raw material for use as corrosion inhibitor. The use of waste oil as raw materials for corrosion inhibition has three major advantages: (i) It does not compete with the food market; (ii) recycles waste; and (iii) reduces production costs (Eddy and Odoemelam, 2008). Other waste materials that can be used for corrosion inhibition are the waste frying oils (Eddy and Odoemelam, 2008; Eddy et al., 2008; Ashassi-Sorkhabi and Nabavi-Amri 2000; Yordanov and Petkov, 2008). Due to the scarce availability of these low cost materials, their use at an industrial scale is limited;

however, pork oil might be an attractive alternative. The information about corrosion rate and kinetic parameters may be helpful in the corrosion control. Equations like the transition state theory (Equation (1)) and the Arrhenius equation (Equation (2)) can be used to estimate activation parameters for some systems (Khadom et al., 2009):

$$r = (RT/Nh) \exp(-\Delta H/RT) \exp(\Delta S/R) \quad (1)$$

$$r = A \exp[-E/(RT)] \quad (2)$$

Chemical kinetics is the study of rates of chemical processes. It includes investigations of how different experimental conditions can influence the rate of a chemical reaction and yields information about the reaction mechanism, as well as the construction of mathematical models that can describe the characteristics of a chemical reaction. Like in many chemical reactions, corrosion rate increases with an increase in concentration of the corrosive medium. Corrosion rate data as a function of concentration of corrosive medium can be used to show the rate dependence of petroleum-water mixture concentration. Mathur and Vasudevan (1982) proposed a model given as:

$$r = k \exp(BC) \quad (3)$$

where C is the acid concentration and B is the constant for the reaction studies. This can be compared with the well-known equation for chemical reaction studies:

$$r = k c^n \quad (4)$$

The purpose of this research is to study the effect of temperature and concentration on mild steel corrosion in petroleum-water mixture. This will be done using the Arrhenius equation, transition state equation, and reaction rate kinetic equation. The parameters contained in Equations (1) to (4) are defined in Table 1.

EXPERIMENTAL SET UP

The specimens were mechanically polished with silicon carbide abrasive paper, degreased with acetone, washed in double distilled water and finally dried.

Each metal coupon was of the size 5.0×2.0×0.3 cm. Before polishing, a hole of about 0.1 cm in diameter was drilled on each coupon. The average weight of the mild steel was 10 g. The composition of the mild steel, as analyzed with the ARL 3460 Metal Analyzer, Optical Emission Spectrometer at the Aluminum Smelting Company of Nigeria, ALSCON, Ikot-Abasi, Akwa-Ibom State, Nigeria, was: C-0.14, Si-0.03, Mn-0.32, S-0.05, P-0.2, Ni-0.01, Cu-0.01, Cr-0.01 and Fe-Balance (wt%). Weighed samples were immersed in 200 ml of petroleum-water mixture with and without

Table 1. Parameters used in Equations (1) to (4).

Parameter	Definition
r	Corrosion rate
A	Pre-exponential factor
E	Activation energy(J/mol)
R	Gas constant (8.314 J/mol K)
T	Absolute temperature (K)
H	Enthalpy of activation
S	Entropy of activation
N	Avogadro's Number (6.022×10^{23})
h	Plank's constant (6.626×10^{-34})
C	Inhibitor concentration
B	Constant for reaction studies
K	Reaction rate constant
N	Order of reaction

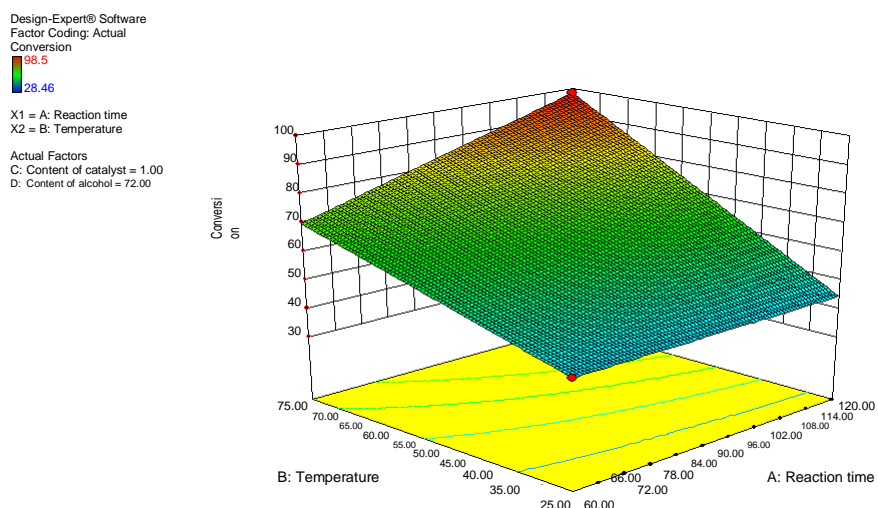


Figure 1. Influence of temperature and reaction time on conversion.

different concentrations of the inhibitor for various intervals of time. They were then taken out and immersed in saturated sodium carbonate solution to remove residual solutions and then washed thoroughly with washing liquor, rinsed with distilled water, dried and reweighed. The parameters used for the study are:

Time: 24 h, 48 h, 72 h, 96 h, 120 h, 144 h.
 Concentration of the inhibitor: 0.1 g/l, 0.2 g/l, 0.3 g/l, 0.4 g/l, 0.5 g/l.
 Temperatures: 303 K, 313 K, 323 K, 333 K.

The corroding petroleum-water mixture was prepared by adding a mixture of brine and ethanoic acid to the petroleum. This is according to the method described by Ashassi-Sorkhabi and Seifzadeh (2008). Briefly, each litre of petroleum-water mixture contains 20% NaCl and 8% ethanoic acid. The brine was prepared by dissolving 117 g of NaCl in 1 L of water. The pork lard was first heated at 100°C to eliminate residual water and then cooled to near the reaction temperature (60°C). The ester was produced according

to the method given by Yordanov and Petkov (2008). Care was taken to ensure accurate measurement of component materials. The process uses 100% excess ethanol (99% purity) to speed the reaction. An error in ethanol measurement will affect reaction speed, ester purity and cost. An excess ratio of KOH to oil will result in production of an unusable soap, while a deficit ratio of KOH to oil will result in an ester of reduced purity (Undiandeye et al., 2011).

RESULTS AND DISCUSSION

Using Design-Expert® Version 8 software (Stat-Ease, Inc. 2010) for Design of Experiments (DOE), the conversion of the esters was optimized and the optimal parameters for highest conversion were: Reaction time of 120 min, temperature of 75°C, content of catalyst of 1% and alcoholic content of 72 cm³. Figures 1 and 2 show

Design-Expert® Software
 Factor Coding: Actual
 Conversion
 98.5
 28.46
 X1 = A: Reaction time
 X2 = C: Content of catalyst
 Actual Factors
 B: Temperature = 75.00
 D: Content of alcohol = 72.00

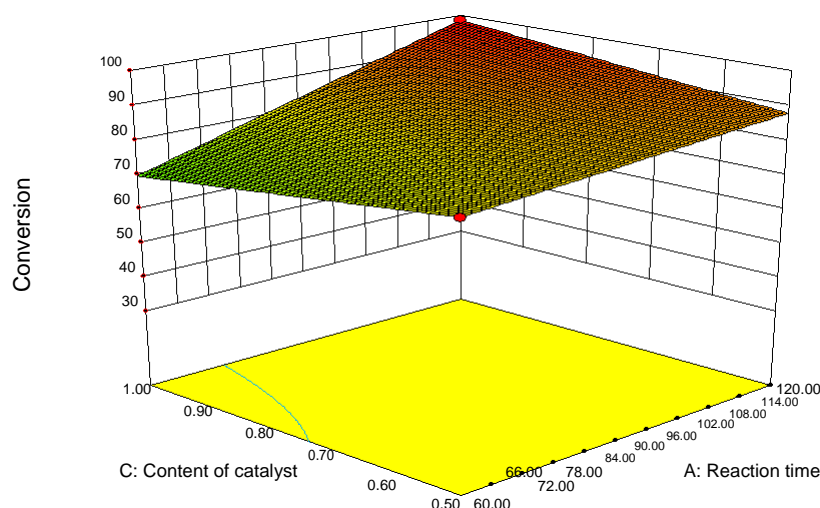


Figure 2. Influence of content of catalyst and reaction time on conversion.

Table 2. Effect of temperature and inhibitor concentration on the corrosion rate of mild steel.

S/N	Conc. (g/L)	303K		313K		323K		333K	
		CR (g/cm ² h) × 10 ⁻⁵	IE%	CR (g/cm ² h) × 10 ⁻⁵	IE%	CR (g/cm ² h) × 10 ⁻⁵	IE%	CR (g/cm ² h) × 10 ⁻⁵	IE%
1	Blank	15.19	-	28.21	-	33.42	-	36.89	-
2	0.1	0.825	94.50	1.645	94.12	2.395	92.84	13.68	62.92
3	0.2	0.608	95.89	1.302	95.44	2.322	93.05	13.58	63.19
4	0.3	0.434	97.01	0.955	96.55	2.261	93.23	13.06	63.53
5	0.4	0.284	98.05	0.651	97.70	2.101	93.72	12.35	66.53
6	0.5	0.255	98.32	0.556	98.03	1.971	94.10	12.12	67.15

the influence of these optimal parameters on conversion. Table 2 shows the corrosion rate of mild steel in petroleum-water mixture in the absence and presence of different concentrations of the inhibitor at different temperatures. As shown in Table 2, corrosion rate of mild steel increases with an increase in temperature but reduces with increase in inhibitor concentration.

Activation energy and frequency factor

The average values of activation energies and frequency factors are evaluated using Equation (2) by plotting $\ln(r)$ against $1/T$ as shown in Figure 3. These values are shown in Table 3. As can be seen from Table 3, the activation energy increased with inhibitor concentration. This shows that a decrease in corrosion rate occurs as more inhibitor is added to the mixture. It is evident from the table that E (activation energy) values in the presence

of the inhibitors are higher than that in the absence of inhibitor. The higher activation energies imply a slow reaction and that the reaction is very sensitive to temperature. Thus, increase in activation energies in the presence of EEPO inhibitors signifies physical adsorption (Undiandeye et al., 2011). This is also true of the pre-exponential factor. This increase in E and A , due to increase in inhibitor concentration, were also reported by Eddy and Odoemelam (2008), Eddy et al. (2008), Ashassi-Sorkhabi and Nabavi-Amri (2000), Yordanov and Petkov (2008), and Undiandeye et al. (2011). To find the values of H and S , Equation (1) was rearranged to give a straight line equation. The rearranged equation is:

$$\ln(r/T) = \ln[R/(Nh)] + \Delta S/R - \Delta H/(RT). \quad (5)$$

Graphs of $\ln(r/T)$ against $1/T$ are plotted as shown in Figure 4 and used to evaluate the values of H and S .

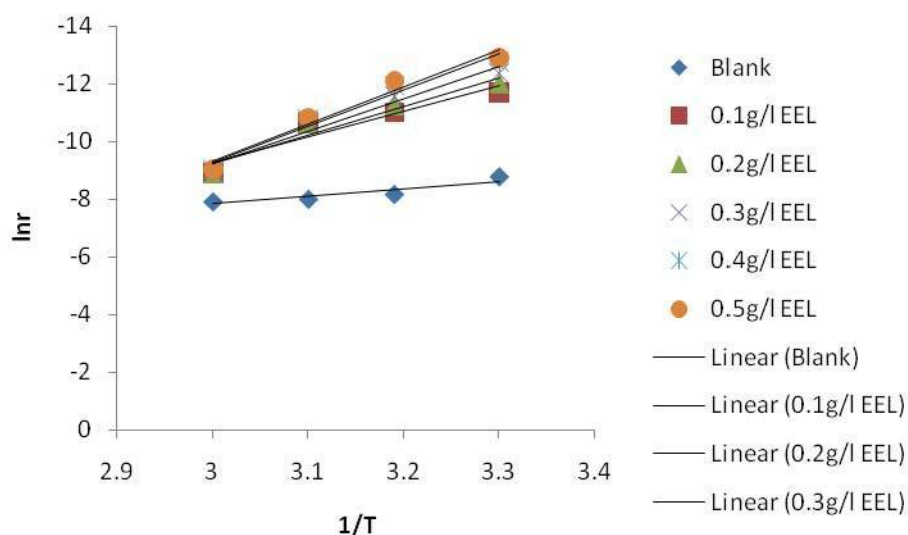


Figure 3. Arrhenius plot for mild steel corrosion in petroleum-water mixture in the absence and presence of different concentrations of ethyl ester of Lard, EEL.

Table 3. Values of A and E using Equation (2).

Concentration	Values of A (/day) E13	Values of E (kJ/ mol)
0.0	7.3	13.50
0.1	25.43	67.43
0.2	38.56	75.10
0.3	59.33	83.70
0.4	76.35	94.32
0.5	89.78	97.85

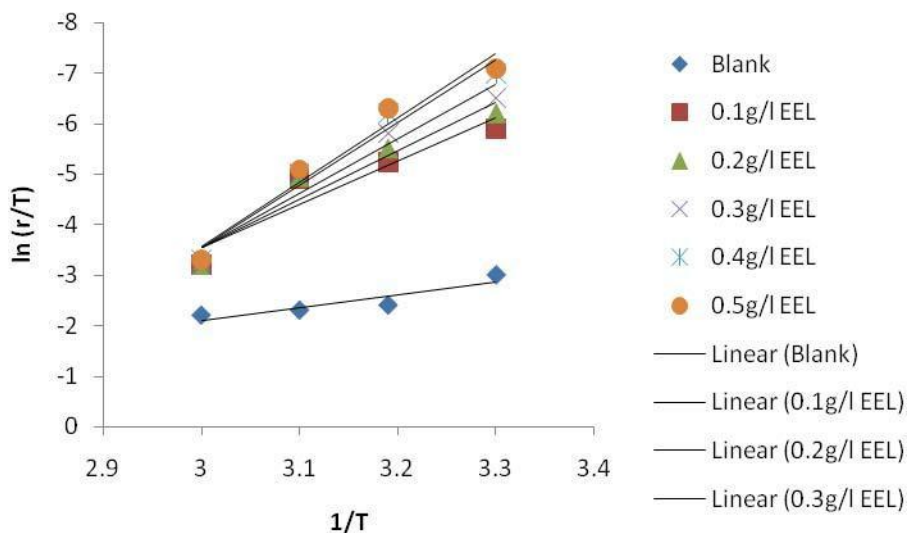


Figure 4. Transition state plot for mild steel corrosion in petroleum-water mixture in the absence and presence of different concentrations of ethyl ester of Pork Oil, EEPO

Table 4. Values of H and S from Equation (5).

Concentration (g/L)	H (kJ/mol)	S (kJ/mol K)
0.0	37.87	-231.87
0.1	57.87	-167.21
0.2	68.95	-157.43
0.3	73.76	-132.11
0.4	86.11	-120.99
0.5	94.47	-105.84

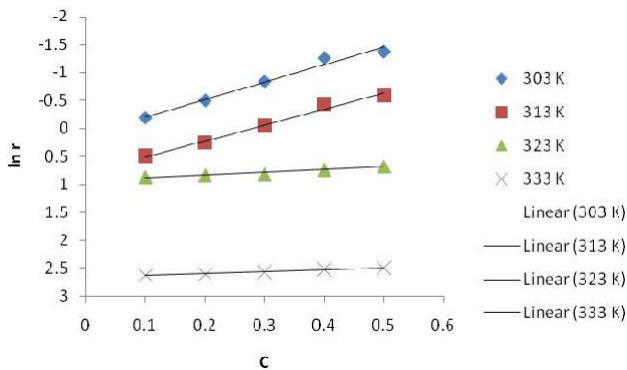


Figure 5. Relationship between $\ln(r)$ and C .

These are shown in Table 4 for all concentrations.

As shown in Table 4, the values of H increased with increasing concentration of inhibitor. This indicates that at lower concentration of inhibitor, the corrosion needs low energy to occur. This means that the energy barrier of corrosion reaction increase as the concentration of inhibitor increase and activated complex or transition state complex can be formed faster in the blank solution. In addition, the positive values of H both in the absence and presence of EEPO reflect the endothermic nature of the steel dissolution process. The values of S are shown to be highest in the solution containing 0.5 g/L of inhibitor. The negative values of entropy of activation both in the absence and presence of inhibitor imply that the activated complex in the rate determining step represents an association rather than a dissociation step, meaning that a decrease in disordering takes place on going from reactants to the activated complex. This implies that there is more disorderliness in the blank solution. This disorderliness reduces with an increase in inhibitor concentration. Umoren et al. (2008), Kinani and Chtaini (2007), and Chauhan and Gupta (2009) also reported this trend. In both Tables 3 and 4, the linear regression coefficients are very close to unity. This indicates a strong dependence of $\ln(r)$ from $1/T$ (Ebenso and Obot, 2010).

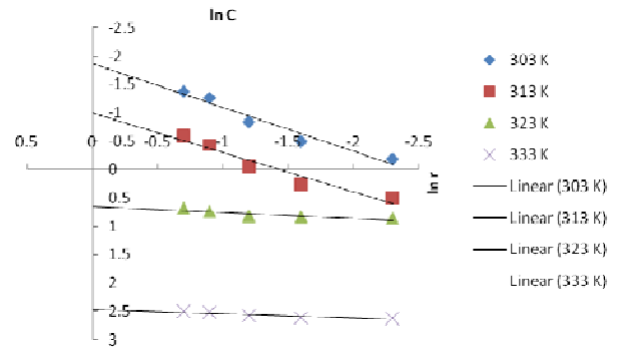


Figure 6. Graph of $\ln(r)$ versus $\ln(C)$.

Table 5. Kinetic parameter values.

Concentration (g/L)	B (g/cm ² day)	K (g/cm ² day)	n
Blank	0.145	0.253	1.54
0.1	0.457	0.167	1.34
0.2	0.576	0.148	1.23
0.3	0.621	0.146	1.31
0.4	0.698	0.121	1.22
0.5	0.856	0.109	1.35

Rate constant and reaction constants

To obtain the kinetic constants, Equations (3) and (4) are rearranged to obtain linear correlations:

$$\ln(r) = \ln(k) + BC; \quad (6)$$

$$\ln(r) = \ln(k) + n \ln(C). \quad (7)$$

By plotting $\ln(r)$ versus C (Figure 5) and $\ln(r)$ versus $\ln(C)$ (Figure 6), respectively, average values of B , k and n are obtained and tabulated in Table 5.

The value of k denotes the ability of corrosion for mild steel. Table 5 clearly shows that k decreases after addition of EEL to the petroleum-water mixture solution, which indicates that the corrosion of mild steel is drastically inhibited by the EEL inhibitor. The values of B obtained in inhibited solution is higher than in uninhibited solution, which indicates that the extent of change of r with C in inhibited petroleum-water mixture is higher than in uninhibited solution (Ebenso and Obot, 2010). The values of n are all close to unity implying that the reaction approximates first order. The kinetics of the corrosion of mild steel in petroleum-water mixture containing various concentrations of EEL, was also studied by plotting values of $-\log(\text{weight loss})$ versus time (t) for various combinations of inhibitor-petroleum-water solutions as

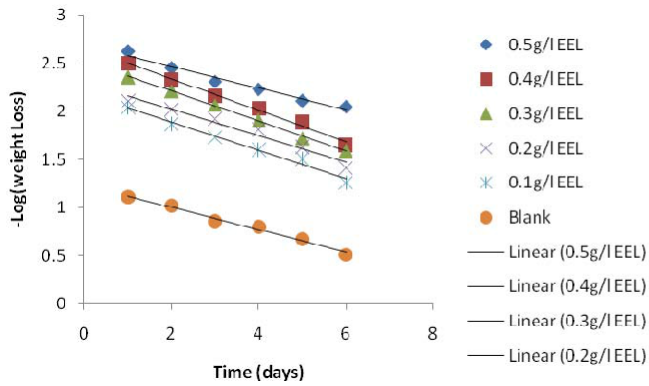


Figure 7. Relationship between $-\log(W)$ and time at 303 K.

Table 6. Half-life of mild steel in petroleum-water mixture.

Conc. (g/L)	Parameter		R^2
	k_1 (day $^{-1}$)	$t_{1/2}$ (days)	
Blank	0.22	3.15	0.9203
0.1	0.16	4.33	0.9818
0.2	0.14	4.95	0.9920
0.3	0.14	4.95	0.9837
0.4	0.12	5.76	0.9022
0.5	0.11	6.30	0.9598

shown in Figure 7. The plots are linear, with R^2 values very close to unity. Therefore, the kinetics of the corrosion of mild steel in petroleum-water mixture can be represented according to the following equation:

$$-\log(W) = k_1 t / 2.303 \quad (8)$$

where W is the weight loss, k_1 is the first order reaction rate constant and t is the time in days. Average values of k_1 obtained from the slopes of the plots (at various concentrations of the inhibitor and at temperatures of 303, 313, 323 and 333 K) are presented in Table 6. Also, for a first order reaction, the relationship between the rate constant and half-life can be written as follows (Umoren et al., 2008):

$$t_{1/2} = 0.693/k_1. \quad (9)$$

Calculated values of $t_{1/2}$ are also presented in Table 6. From the results obtained, it is significant to note that the half-life increases with increasing concentration of EEO which suggests that the half-life of mild steel in petroleum-water mixture increases with increasing concentration of the inhibitor.

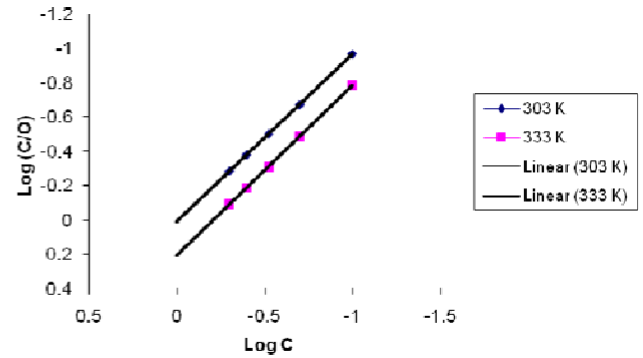


Figure 8. Langmuir Curve fittings for adsorption of EEL on mild steel electrode in petroleum water mixture.

A look at Table 6 reveals that the values of k relate closely with the values presented in Table 5. This confirms that the corrosion of mild steel in the mixture follows first order. As shown in Table 6, the half-life of mild steel increases steadily with an increase in the concentration of the inhibitor.

Adsorption Isotherms

Adsorption isotherms are very important in understanding the mechanism of inhibition of corrosion reaction of mild steel. The most frequently used adsorption isotherms is the Langmuir isotherms. Langmuir isotherm is an ideal isotherm for physical or chemical adsorption where there is no interaction between the adsorbate and the adsorbent (Eddy et al., 2008). Assumptions of Langmuir relate the concentration of the adsorbate in the bulk of the electrolyte (C) to the degree of surface coverage (θ) according to the equation (Eddy and Odoemelam, 2008):

$$C/\theta = 1/K + C, \quad (10)$$

where k is the equilibrium constant of adsorption. Taking logarithm of both sides of the equation gives:

$$\log(C/\theta) = \log(C) - \log(K). \quad (11)$$

By plotting values of $\log(C/\theta)$ versus values of $\log(C)$, straight line graphs were obtained as shown in Figure 8. Applicability of Langmuir adsorption isotherm to the adsorption of EEL on mild steel confirms the formation of multimolecular layer of adsorption where there is no interaction between the adsorbate and the adsorbent (Eddy et al. 2008).

In order to investigate the retention of the protection offered by the EEL, the mild steel samples taken out of the solutions containing 0.5 g/L of the inhibitor after mass

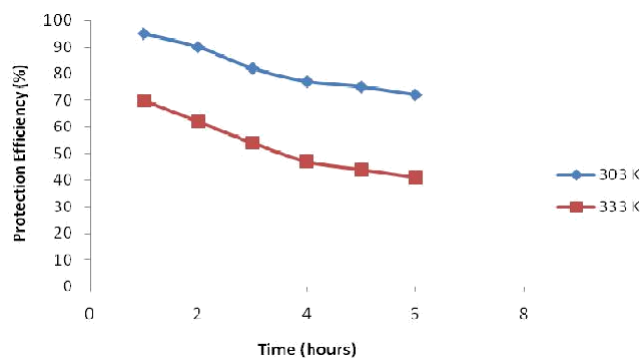


Figure 9. Variation of protection efficiency against drying time for mild steel samples at 303 K.

loss measurements were dried in a desiccator for various times, then transferred into fresh petroleum-water mixture without inhibitor for 2 h of immersion time. Figure 9 shows the variation of protection efficiency with the drying time.

It can be seen that the protection provided by the ester was retained and that the degree of retention decreased with increasing drying time.

Conclusion

From the results obtained, the following conclusions can be drawn:

1. The EEL is a good corrosion inhibitor of mild steel in petroleum-water mixture.
2. The inhibition of mild steel by EEL approximates a first order reaction.
3. Inhibition efficiency increased with increase in concentration of the EEL.
4. Activation energies were higher in the presence of EEL than in the blank environment.
5. The adsorption of both the EEL on mild steel fits into the Langmuir model.
6. An increase in the concentration of EEL brings about an increase in the half-life of mild steel in the petroleum-water mixture.

Conflict of Interest

The author(s) have not declared any conflict of interests.

REFERENCES

Ashassi-Sorkhabi H, Nabavi-Amri SA (2000). Corrosion inhibition of carbon steel in petroleum/water mixtures by *N*-containing compounds.

Acta Chimica Slovenica 47(4):507-518.

Ashassi-Sorkhabi H, Seifzadeh D (2008). Analysis of raw and trend removed EN data in time domain to evaluate corrosion inhibition effects of New Fuchsin dye on steel corrosion and comparison of results with EIS. *J. Appl. Electrochem.* 38(11):1545-1552.

Chauhan JS, Gupta DK (2009). Corrosion inhibition of titanium in acidic media containing fluoride with bixin. *E-J. Chem.* 6(4):975-978.

Ebenso EE, Obot IB (2010). Inhibitive properties, thermodynamic characterization and quantum chemical studies of secnidazole on mild steel corrosion in acidic medium. *Int. J. Electrochem. Sci.* 5:2012-2035.

Eddy NO, Odoemelam SA (2008). Inhibition of the corrosion of mild steel in acidic medium by penicillin V potassium. *Adv. Nat. Appl. Sci.* 2(3):225-232.

Eddy NO, Odoemelam SA, Odiongenyi AO (2008). Ethanol extract of *Musa acuminata* peel as an eco-friendly inhibitor for the corrosion of mild steel in H_2SO_4 . *Adv. Nat. Appl. Sci.* 2(1):35-42.

Eddy NO, Odoemelam SA, Odiongenyi AO (2009). Inhibitive, adsorption and synergistic studies on ethanol extract of *Gnetum aricana* as green corrosion inhibitor for mild steel in H_2SO_4 . *Green Chem. Lett. Rev.* 2(2):111-119.

John RC, Pelton AD, Young AL, Thompson WT, Wright IG, Besmann TM (2004). Assessing corrosion in oil refining and petrochemical processing. *Mater. Res.* 7(1):163-173.

Khadom AA, Yaro AS, Kadum AAH, AlTaie AS, Musa AY (2009). The effect of temperature and acid concentration on corrosion of low carbon steel in hydrochloric acid media. *American J. Appl. Sci.* 6(7):1403-1409.

Kinani L, Chtaini A (2007). Corrosion inhibition of titanium in artificial saliva containing fluoride. *Leonardo J. Sci.* 6(11):33-40.

Mathur PB, Vasudevan T (1982). Reaction rate studies for the corrosion of metals in acids - I, Iron in mineral acids. *Corrosion* 38(3):171-178.

Sinnott RK, Towler G (2009). *Chemical Engineering Design*. 5th ed. Elsevier Science & Technology, Butterworth-Heinemann Ltd., Oxford, England, UK.

Stat-Ease, Inc. 2010. Design-Expert® Version 8. Stat-Ease, Inc., Minneapolis, MN, USA.

Umoren SA, Obot IB, Ebenso EE (2008). Corrosion inhibition of aluminium using exudate gum from *Pachylobus edulis* in the presence of halide ions in HCl. *E-J. Chem.* 5(2):355-364.

Udiandeye JA, Okewale AO, Etuk BR, Igbokwe PK (2011). Investigation of the use of ethyl esters of castor seed oil and rubber seed oil as corrosion inhibitors. *Int. J. Basic Appl. Sci.* 11(6):48-54.

Yordanov D, Petkov P (2008). Investigation of ethyl esters of fatty acids as corrosion inhibitors. *J. Uni. Chem. Technol. Metallurgy* 43(4):405-408.