

Full Length Research Paper

# A study of the effect of garlic on growth and immune parameters of hybrid tilapia

Diegane Ndong<sup>1\*</sup> and Jean Fall<sup>2</sup>

<sup>1</sup>Agence Nationale de l'Aquaculture, 146 Sotrac Mermoz, BP1496 –Dakar, Sénégal.

<sup>2</sup>Faculty of Agriculture, University of Miyazaki, Gakuen Kibanadai Nishi 1-1, Miyazaki 889-2192, Japan.

Accepted 11 April, 2017

Garlic (*Allium sativum*) was incorporated into diets (0 (control group), 0.5 and 1 g/kg (test groups) of juvenile hybrid tilapia, *Oreochromis niloticus* x *O. aureus*. The fish initial weight was  $25.5 \pm 1.0$  g (mean SD) with no significant size difference among the treatments. Innate immune response responses were evaluated for 2 to 4 weeks. Total leucocyte count, respiratory burst, phagocytic activity, phagocytic index and lysozyme activity were enhanced in garlic 0.5 g/kg treated groups compared to the control group after 4 weeks. Fish fed with garlic supplemented diets at 0.5 g/kg showed decreased on weight gain at 2 and 4 weeks as compared to those fed with control diet.

**Key words:** Hybrid tilapia, *Oreochromis niloticus* x *O. aureus*, juvenile, garlic, *Allium sativum*, innate immune response.

## INTRODUCTION

Tilapia is the third most commonly farmed fish after carp and salmon with global production of 1.49 million metric tonnes (mmt) in 2002, and is expected to grow to 2.0 mmt in 2010 (Fitzimmons, 2003). However, the outbreak of diseases is a limiting factor in tilapia culture production. At many tilapia farms and hatcheries several antibiotics, vaccines, and chemotherapeutic agents as well as some immunostimulants have been used to prevent viral, bacterial, parasitic, and fungal diseases. Fish as well as human rely on both specific and innate immune mechanisms to protect themselves against invading pathogens. Phagocytosis is one of the main mediators of innate immunity to pathogens including bacteria, viruses, and parasites in fish. The most important cells involved in this defence are the phagocytes. Several reactive oxygen species (ROS) are produced by fish phagocytes during the respiratory burst. Once bacteria or fungi are engulfed by leucocytes, the host's NADPH-oxidase is activated,

which in turn increases oxygen consumption and subsequently produces ROS such as superoxide anion ( $O_2^-$ ), hydrogen peroxide ( $H_2O_2$ ), hydroxyl radical ( $\cdot OH$ ), singlet oxygen ( $^1O_2$ ) (Roch, 1999). The release of superoxide anion is known as the respiratory burst, and together its derivatives are bactericidal (Secombes and Fletcher, 1992). Since  $O_2^-$  is the first product to be released from respiratory burst, the measurement of  $O_2^-$  has been accepted as direct and accurate way of measuring respiratory burst activity (Secombes, 1990; Secombes and Olivier, 1997; Roch, 1999). These reactive oxygen species are supported by several soluble factors, such as lysozyme (Dalmo et al., 1997; Verlhac and Gabaudan, 1999; Yano, 1996). Lysozyme found in cutaneous mucus, peripheral blood and certain tissue rich in leucocytes, is an enzyme which catalyses the hydrolysis of N-acetyl muramic acid and N-acetyl glucosamine of peptidoglycan in the bacterial cell walls (Jollès and Jollès, 1984). This protein functions as a crucial role in the defense immune system. It is also well known that the innate immune system in fish can be triggered by many immunostimulants, such as levamisole

\*Corresponding author. E-mail: [ngouye72@yahoo.fr](mailto:ngouye72@yahoo.fr).

**Table 1.** Composition of the experimental diets.

Ingredients	0 g garlic /kg diet	0.5 g garlic/kg diet	1 g garlic/kg diet
Fish meal	24	16	12
Garlic seed meal	0	8	12
Vitamin mix <sup>a</sup>	2	2	2
Mineral mix <sup>b</sup>	4	4	4
Dextrin	10	10	10
Wheat flour	25	25	25
-starch	10	10	10
Cellulose	20	20	20
Oil (Cod liver oil/Corn oil) <sup>c</sup>	5	5	5
Energy (kcal/100g)	281	281	281

<sup>a</sup>Calcium carbonate 2.1%, calcium phosphate dibasic 73.5%, citric acid 0.227%, cupric citrate 0.046%, ferric citrate (16to 17% Fe) 0.558%, magnesium oxide 2.5%, magnesium citrate 0.835%, potassium sulfate 6.8%, sodium chloride 3.06%, sodium phosphate 2.14%, zinc citrate 0.1335, potassium iodine 0.001%, potassium phosphate dibasic 8.1%. <sup>b</sup>Thiamin HCl 0.5%, riboflavin 0.8%, niacinamide 2.6%, D-biotin 0.1%, Ca-pantothenate 1.5%, pyridoxine HCl 0.3%, folic acid 0.5%, inositol 18.1%, ascorbic acid 12.1%, para-aminobenzoic acid 3%, cyanobalmin 0.1%, BHT 0.1%, -cellulose 60.3%. <sup>c</sup>Cod liver oil / corn oil = 2:1.

(Siwicki, 1987, 1989; Siwicki et al., 1990; Jeney and Anderson, 1993), glucon (Engstad et al., 1992; Jorgensen and Robertsen, 1995; Chen and Ainsworth, 1992; Ainsworth, 1994; Jeney et al., 1997), glucon plus vitamin C (Verlhac et al., 1996), yeast RNA (Sakai et al., 2001), lipopolisaccharide (Dalmo and Seljelid, 1995; Solem et al., 1995) and kitosan (Siwicki et al., 1994). However, some of the immunostimulants cannot be used because of various disadvantages such as high cost and limited effectiveness. Besides, a large number of plants have been used in traditional medicine for the treatment and control of several diseases (Duke, 1987). Garlic has shown antimicrobial (Kumar and Berwal, 1998), antihypertensive (Suetsuna, 1998), hepatoprotective (Wang et al., 1998) and insecticidal (Wang et al., 1998) properties. Garlic extract has also been shown to reduce serum cholesterol levels (Bordia et al., 1975; Augusti, 1977) and increase blood coagulation time (Bordia et al., 1975). An antifungal activity of garlic bulbs (Fromthing and Bulmer, 1978) is also on record. S-allyl cysteine present in crushed garlic was found to inhibit tumor metabolism and enhance immune response (Sumiyoshi, 1997). Allium species of garlic also have immune enhancing activities that include promotion of lymphocyte synthesis, cytokine release, phagocytosis and natural killer cell activity (Kyo et al., 1998). To date, most previous studies on fish were carried out on antioxidant and antimicrobial properties of garlic and its derivatives such as essential oil and oleoresin (Akgül, 1993; Zaika, 1988). To our knowledge no work has been reported on growth and immune response of juvenile hybrid tilapia fed with garlic supplemented diets. Therefore, this study was

aimed at determining the effect of garlic on growth and immune parameters of hybrid tilapia.

## MATERIALS AND METHODS

### Animal

Two hundred Juvenile hybrid tilapia were obtained from Freshwater Aquaculture Research Center (FARC, Taiwan) and held in 1000 l fiberglass tanks supplied with a filter and an aeration system at 27 ± 1°C. During acclimatization, fish were fed daily with a commercial diet (Grobset, Taiwan).

### Preparation of diets

To evaluate the effects of garlic on growth and immune responses of juvenile hybrid tilapia reared under freshwater, three diets containing 0 g garlic /kg diet as control, 0.5 g garlic /kg diet and 1 g garlic /kg diet respectively, were formulated. Fresh garlic bulbs were purchased from a local market (Keelung, Taiwan). The main protein sources (fish meal: crude protein 66%, crude lipid 6.7% and garlic meal: crude protein 17.3%, crude lipid 0.34% (Haciseferogullari et al., 2005)) already ground into meal were passed as particles through an N° 40 (425 µm) mesh sieve. Mineral and vitamin mix were prepared into the laboratory according to Sheen and Wu (1999). After all the ingredients were mixed thoroughly, adequate quantity of water (30% for 100 g of mixed ingredients) and oil (cod liver oil and corn oil in the ratio 2:1) were added. Then, the dough was passed through an extruder to make spaghetti, and dried at 35°C for 8 h. The dried diet was packaged into plastic bag and stored frozen at -20°C until use (Table 1).

The experimental diets were analyzed for proximate composition (Table 2) based on AOAC International (1984) methods. Crude protein was determined with a Kjeltex system 1002 (Tecator). Crude lipid was determined by chloroform-methanol (2:1, v/v) extraction

**Table 2.** Proximate analysis of the experimental diets.

	0 g garlic/kg diet	0.5 g garlic/kg diet	1 g garlic/kg diet
Moisture	9.57	10.64	10.67
Crude protein*	13.20	11.9	10.00
Crude lipid*	6.34	6.02	5.70
Crude fiber*	10.36	11.87	11.72
Ash*	12.72	13.54	13.32

\* Presented as percentage of dry weight.

method (Folch et al., 1957). Crude fiber was determined by the Fibertec system M 1020 hot extractor (FOSS Tecator). Gross energy was obtained by IKA calorimeter system C 2000 basic. Ash and moisture were determined by conventional methods using muffle furnace at 505°C and a 105°C oven.

#### Growth study

To determine the effects of garlic on the growth of hybrid tilapia, the experiment was carried out in three replicates test and control groups consisting of 10 fish in 60 l glass tank containing 40 l of water. Fish were fed to satiation with different diets containing garlic at concentrations 0 g/kg (control), 0.5 and 1 g/kg (test groups) two times a day for 4 weeks. The fish initial weight was  $25.5 \pm 1.0$  g (mean  $\pm$  SD) with no significant size difference among the treatments. During experiments, temperature was maintained at  $27 \pm 1^\circ\text{C}$ . Growth performance of fish was determined in terms of final individual fish weight:

$$\text{Weight gain (\%)} = 100 \frac{(\text{Final Body Weight} - \text{Initial Body Weight})}{\text{Initial Body Weight}}$$

#### Formalin-Killed *Escherichia coli*

An *Escherichia coli* (DH5) culture grown overnight in 100 ml tryptic soy broth (TSB) at 37°C. Formaldehyde (37%) was added to give 2% final concentration and the culture was shaken at 22°C overnight. Stock cultures were centrifuged at 700 x g for 10 min at 4°C. The supernatant fluid was removed and the bacterial pellet washed twice with 50 ml PBS (NaCl, 8.0 g l<sup>-1</sup>; KH<sub>2</sub>PO<sub>4</sub>, 200 mg l<sup>-1</sup>; Na<sub>2</sub>HPO<sub>4</sub>, 1.15 g l<sup>-1</sup>; KCl, 200 mg l<sup>-1</sup>; CaCl<sub>2</sub>.2H<sub>2</sub>O, 133 mg l<sup>-1</sup>; MgCl<sub>2</sub>.6H<sub>2</sub>O, 100 mg l<sup>-1</sup>) and re-suspended in 50 ml PBS and kept at 4°C for phagocytosis test.

#### Zymosan

A suspension of 50 mg zymosan (Sigma) in 5 ml PBS was prepared in capped glass culture tube, and the tubes was placed in a boiling water bath for 30 min with frequent shaking. The solution was centrifuged at 600 x g for 5 min. The pellet was re-suspended in 10 ml chicken serum (Sigma), and incubated for 30 min at 30°C. Then, it was centrifuged at 600 x g for 5 min. The supernatant fluid was removed and the bacterial pellet was washed twice with 10 ml PBS, re-suspended in 50 ml PBS to give 1 mg ml<sup>-1</sup> and stored at 4°C for respiratory burst assay.

#### Effect of garlic on the immune parameters of hybrid tilapia

For the studies of immune parameters, tests were carried out in three replicates test and control groups consisting of 10 fish in 60 l glass tank. Three fish were randomly sampled per replicate at the beginning, after 2 and 4 weeks of treatment. A total of 90 fish (3 x 3 x 10) were used for the study. Blood (1.0 to 1.5 ml) was sampled individually from the caudal vein using a heparinized syringe (25 g) fitted with a needle at the beginning of the test, at 2 and 4 weeks. Total leucocyte count was measured using an automated hematology analyzer (KX-21, Sysmex, Japan). The remainder of blood was used for the subsequent tests.

#### Separation of leucocyte

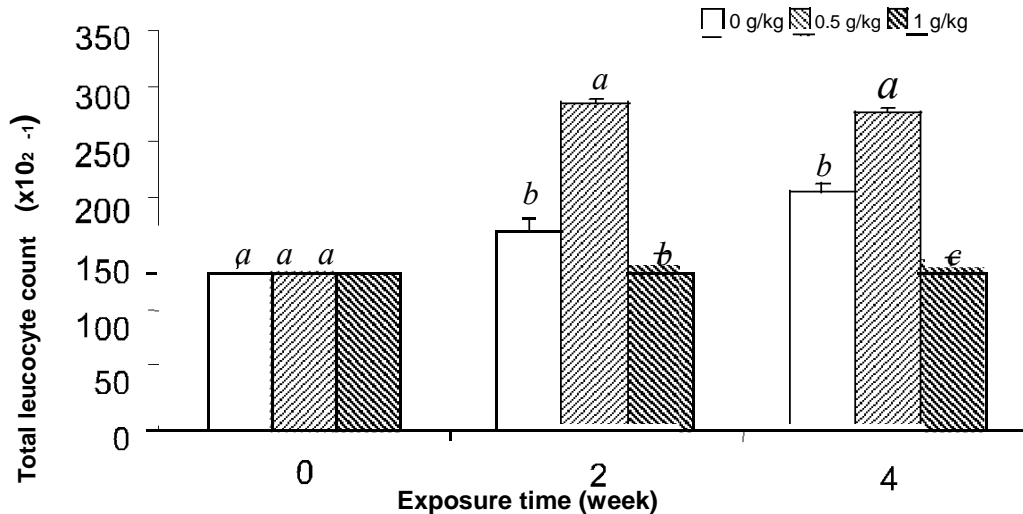
The separation of leucocytes was followed the methods of (Law et al., 2001). Briefly, blood (500 l) was mixed with 500 l of AL medium (AIM- V medium and Leibovitz's L 15 medium, GIBCO BRL, Gaithersburg, MD, USA), streptomycin (100 l) and penicillin (100 l). Percoll (55%, Sigma) was added to the mixed blood solution, and then centrifuged at 400 x g (Model 5403, eppendorf, Hamburg, Germany) for 15 min at 10°C. The leucocytes were obtained from the interface and washed with AL medium by centrifugation at 600 x g for 10 min at 10°C. After centrifugation, the leucocytes were suspended in AL medium with 5.5 mM glucose. The number of cell viability was analyzed by trypan blue (0.1%) with a haematocytometer.

#### Measurement of innate cellular response

The respiratory burst of the leucocytes (intracellular superoxide anion production ratio) was quantified using the reduction NBT (Nitro Blue Tetrazolium) to formazan as a measure of superoxide anion (O<sub>2</sub><sup>-</sup>) production (Chung and Secombes, 1998). The absorbance at 630 nm was measured spectrometrically in triplicates with a microplate reader (Model VERSAmax, Molecular Devices, Sunnyvale, CA, USA) using DMSO/KOH alone as a blank. Respiratory burst was expressed as NBT-reduction in 100 µl of leucocyte suspension (about  $1.5 \times 10^6$  leukocytes). The phagocytosis was measured based on the method of Mathews et al., 1990. Briefly 300 l leucocyte suspension (about  $4.5 \times 10^6$  leukocytes) in L-15 medium were added in triplicate tubes.

Three hundred microlitre of formalin-killed *E. coli* in PBS was added to each tube and incubated for 1 h at 17°C. Then, 900 l cold PBS was added, and the tubes were centrifuged at 300 x g for 5 min. The supernatants were poured out and the pellets were

**Incorporated garlic *Allium sativum* into diets**



**Figure 1.** Mean ( $\pm$  S.E.) total leucocyte count of hybrid tilapia fed diets supplemented with garlic at concentrations 0 g/kg (control), 0.5 and 1 g/kg at the beginning, and after 2 and 4 weeks. Each bar represents the mean value from nine fish with standard error. Data (mean  $\pm$  S.E.) in the same exposure time with different letters are significantly different ( $p < 0.05$ ) among different diets.

taken up and smeared on slides. The slides were air-dried, then stained with GIEMSA solution (Sigma, St. Louis, MO, USA). Lastly, slides were examined using a microscope (Leica DMIL, Leica Microsystem, GMSH, Wetzlar, Germany) to determine the proportion of macrophage cells capable of phagocytosis (cells containing more than 5 bacteria were considered capable). The phagocytic activity was expressed as the number of phagocytic cells per 100 adherent cells. The phagocytic index (PI) was expressed as the average number of *E. coli* ingested by each phagocytic cell.

**Measurement of innate humoral response**

Lysozyme activity was measured based on the turbidimetric assay (Ellis, 1990). Briefly, a standard suspension (0.2 mg ml<sup>-1</sup>) of *Micrococcus lysodeikticus* (Sigma) was prepared in 0.05 M sodium phosphate buffer (pH 6.2). Test plasma (10 l) was added to 200 l of the bacterial suspension in a 96-well microlitre plate, and the decrease in absorbance at 520 nm was recorded after 1 and 4 min at 22°C. Standard solution containing 0, 10, 20, 30, 50 and 100 units l<sup>-1</sup> of hen egg white lysozyme (L6876 Sigma) was used to construct a standard curve. A unit of lysozyme activity was defined as the amount of plasma causing a reduction in absorbance of 0.001 min<sup>-1</sup>.

**Statistical analysis**

Turkey's multiple range tests was used to determine the significant differences among treatments groups using SAS computer software (SAS Institute, 1990). Differences between means were considered statistically significant when  $p < 0.05$ .

**RESULTS**

**Effect of garlic on the growth of hybrid tilapia**

Fish fed with garlic supplemented diets at 0.5 g/kg showed a decrease about 20% on weight gain at 2 and 4 weeks as compared to those fed with control diet (Figure 4).

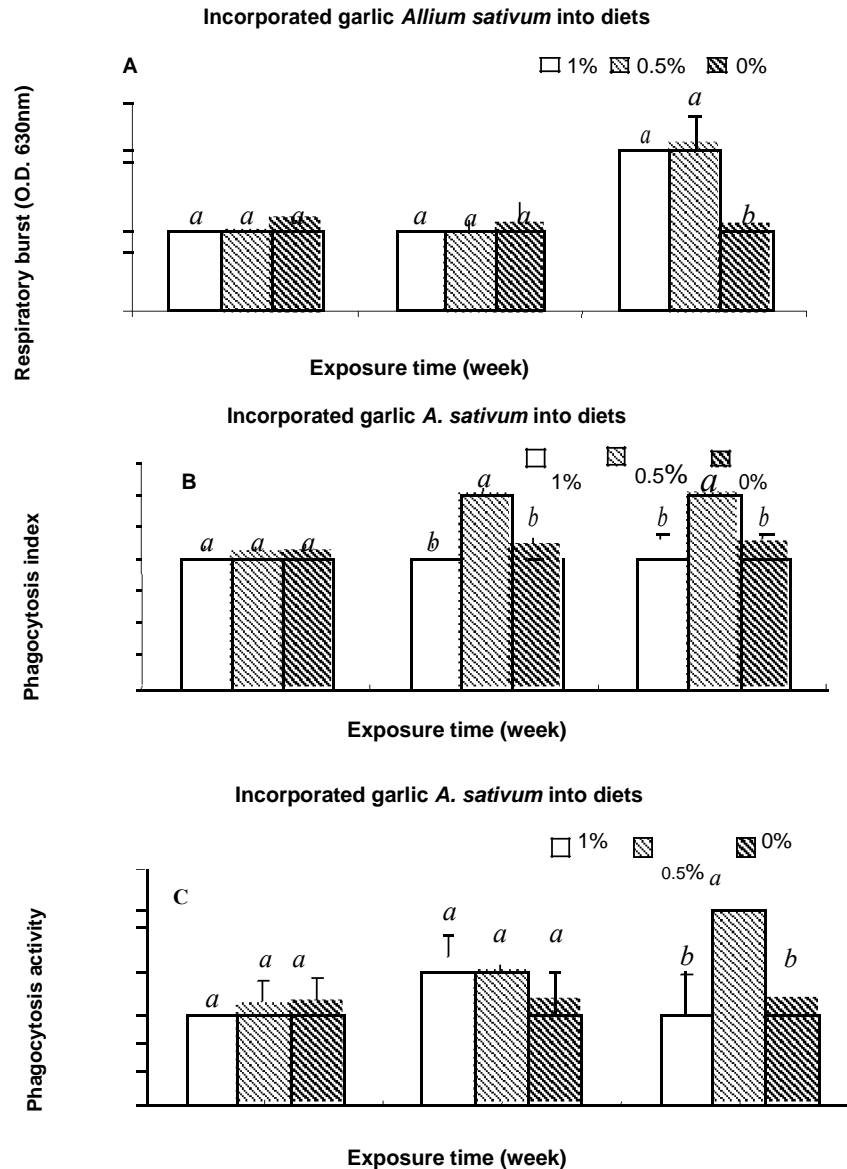
**Effect of garlic on the immune parameters of hybrid tilapia**

**Total leucocytes count (TLC)**

TLC increased significantly by 23.62 and 43.67% for the fish fed with 1% garlic supplemented diet after 2 and 4 weeks, respectively. TLC increased significantly by 98.72 and 93.87% for the fish fed with 0.5 g/kg garlic supplemented diet after 2 and 4 weeks, respectively. TLC of fish fed with diet (0.5 g/kg garlic) was significantly higher than those of that fed with diets (1 and 0 g/kg garlic) (Figure 1).

**Effect of garlic on the innate cellular response**

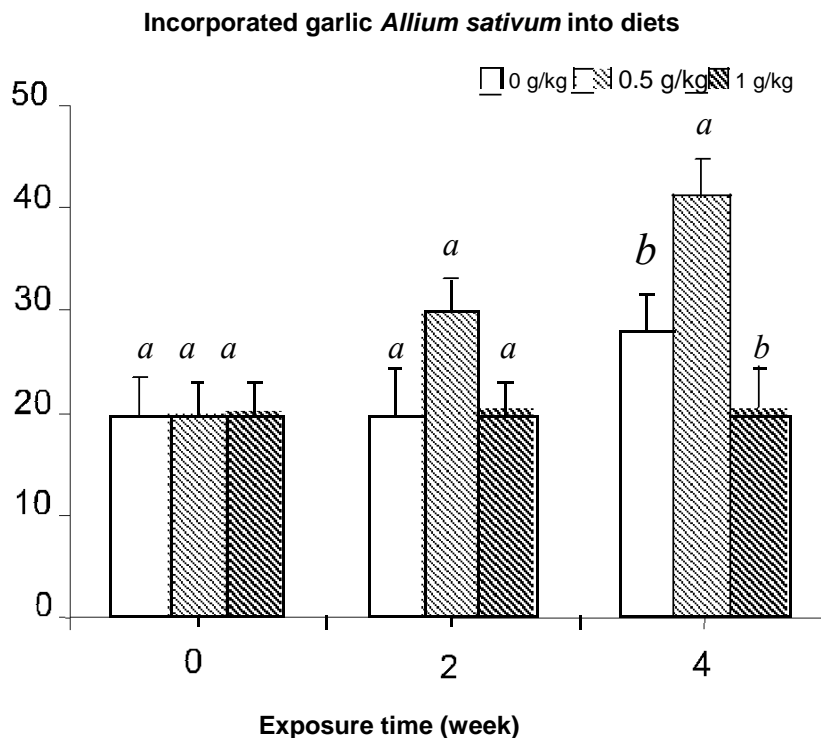
Respiratory burst increased significantly by 8.73 and 11.83% for the fish fed respectively with diets supplemented with 1 and 0.5 g/kg garlic after 4 weeks.



**Figure 2.** Mean ( $\pm$  S.E.) respiratory burst (A), phagocytic activity (B) and phagocytic index (C) of hybrid tilapia fed diets supplemented with garlic at concentrations 0 g/kg (control), 0.5 and 1 g/kg at the beginning, and after 2 and 4 weeks. Each bar represents the mean value from nine fish with standard error. Data (mean  $\pm$  S.E.) in the same exposure time with different letters are significantly different ( $p < 0.05$ ) among different diets.

No significant difference of the respiratory burst activity among treatments was found after 2 weeks (Figure 2A). Phagocytic activity (PA) increased significantly by 10.92% for the fish fed with diet supplemented with 0.5 g/kg garlic after 4 weeks as compared to those fed with control diet (0 g/kg garlic). However, no significant difference was found after 2 weeks among treatments. The phagocytic

index (PI) of fish fed with control diet did not significantly differ from those fed with 1 g/kg garlic supplemented diet after 2 and 4 weeks, respectively. Phagocytic index increased significantly by 43 and 43.46% for fish fed with 0.5 g/kg garlic supplemented diet respectively after 2 and 4 weeks as compared to those fed with control diet (Figures 2C and B).



**Figure 3.** Mean ( $\pm$  S.E.) lysozyme activity in the plasma of hybrid tilapia fed diets supplemented with garlic at concentrations 0 g/kg (control), 0.5 g/kg and 1 g/kg at the beginning, and after 2 and 4 weeks. Each bar represents the mean value from nine fish with standard error. Data (mean  $\pm$  S.E.) in the same exposure time with different letters are significantly different ( $p < 0.05$ ) among different diets.

**Effect of garlic on the innate humoral response**

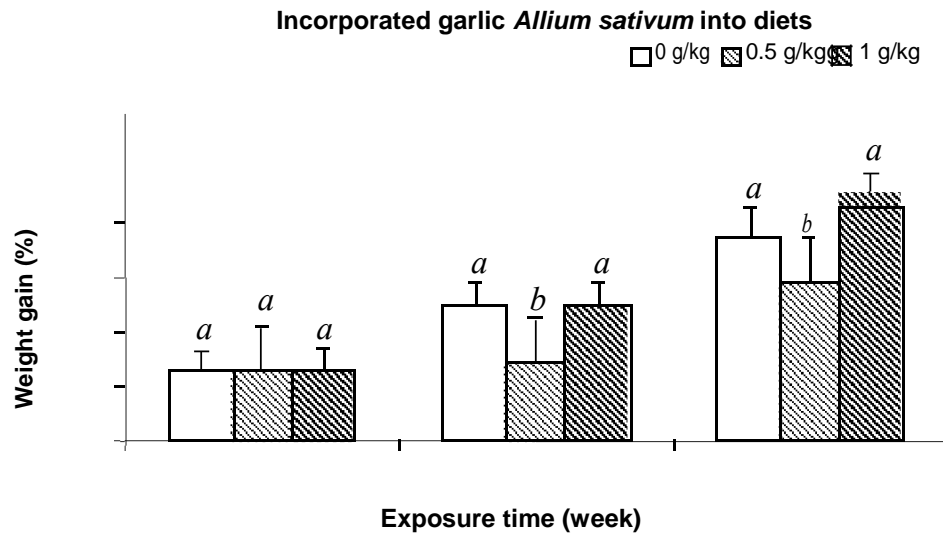
Lysozyme activity increased significantly by 49.31 and 106.6% for the fish fed with 0.5 g/kg supplemented diet after 2 and 4 weeks, respectively. However, no significant difference was observed in lysozyme activity between control and fish fed with garlic supplemented diet at 1 g/kg over 4 weeks (Figure 3).

**DISCUSSION**

Qureshi et al. (1983) reported no differences in final body weight of pullets fed diets with various garlic products at levels equal to about 50 kg/t of added garlic bulb. Body weight gain in broiler chickens, that received a diet supplemented with a commercial garlic product at concentrations up to 45 kg/t, were not affected (Horton et al., 1991b; Konjufca et al., 1997; Freitas et al., 2001). The body weight gain of broiler chickens fed low concentrations of commercial garlic products was improved (Lewis et al., 2003; Demir et al., 2003). In

addition, lambs slaughtered did not differ in cold carcass weight and carcass yield due to the garlic bulb and garlic husk inclusion level (Bampidis et al., 2005). However, in the present study, body weight gain was decreased in juvenile hybrid tilapia fed diets supplemented with 0.5 g/kg garlic over 4 weeks. Respiratory burst has been found to increase in *Labeo rohita* fingerlings as a result of incorporated garlic into diets (Sahu et al., 2006).

In the present study, respiratory burst increased significantly for the hybrid tilapia fingerlings when fed garlic diets at concentrations 0.5 and 1 g/kg after 4 weeks. Therefore, incorporated garlic into the diets for hybrid tilapia juvenile cause increase in respiratory burst leading to enhancing immune ability. Garlic quickens macrophage phagocytosis, a process by which microorganisms and cellular debris are engulfed and destroyed (Lau et al., 1991). Germanium, a therapeutic factors contained in garlic, has been shown to enhance natural kill cell activity and macrophage activity in experimental animals (Aso, 1985). The present study indicated that both phagocytic activity and phagocytic index of blood leucocytes increased significantly in juvenile hybrid tilapia fed with



**Figure 4.** Mean ( $\pm$  S.E.) Weight Gain of hybrid tilapia fed diets supplemented with garlic at concentrations 0 g/kg (control), 0.5 g/kg and 1 g/kg at the beginning, and after 2 and 4 weeks. Each bar represents the mean value from nine fish with standard error. Data (mean  $\pm$  S.E.) in the same exposure time with different letters are significantly different ( $p < 0.05$ ) among different diets.

garlic at concentration 0.5 g/kg after 4 weeks. However, phagocytic activity and phagocytic index of juvenile hybrid tilapia fed with garlic at concentration 1 g/kg did not differ from those fed with control diet. In this study, the increase of phagocytosis (phagocytic index and phagocytic activity) as well as respiratory burst was well correlated with the increase of total leucocyte count in juvenile hybrid tilapia fed with 0.5 g/kg garlic incorporated into diet. This fact suggests that the presence of garlic in diet (at concentration of 0.5 g/kg) stimulates juvenile hybrid tilapia immunity. In so doing, garlic incorporated in diet can increase resistance to stress that has been shown to compromise the immune function of *O. mossambicus* (Ndong et al., 2006).

Humoral innate factors like lysozyme has been observed to be higher in garlic treated fish groups compared with the control fish group (Sahu et al., 2006). Similar result in lysozyme activity was obtained in juvenile hybrid tilapia when fed of garlic at concentration of 0.5 g/kg over 2 to 4 weeks. However, diet supplemented with garlic at concentration 1 g/kg had no effect in lysozyme activity of juvenile hybrid tilapia compared to unsupplemented control over 0 to 4 weeks. The present result suggests that garlic supplemented diet at 0.5 g/kg improves lysozyme activity in juvenile hybrid tilapia and therefore enhance its immune ability. As shown in results, higher concentration of 1 g/kg of garlic does not significantly influence the lysozyme activity. The increase of lysozyme activity was well correlated with the increase

of the phagocytosis in hybrid tilapia. Our results are in line with the observation that humoral factors may enhance phagocytosis in fish (Chung and Secombes, 1987).

In conclusion, the present study documented that 0.5 g/kg supplementation of garlic had significantly improved leucocyte count, respiratory burst, phagocytic activity, phagocytic index and lysozyme activity, indicating the immunostimulant properties of garlic in juvenile hybrid tilapia. Juvenile hybrid tilapia fed of garlic 1 g/kg showed no improvement in lysozyme activity, phagocytic activity and phagocytic index which indicate that the immunostimulant properties of garlic seem to disappear at high concentration. Supplementation of garlic had no effect in growth performance of juvenile hybrid tilapia. In light of the enormous pressure which fish immune system sustain, supplemented nutrients like garlic are clearly needed.

This work provides a new perspective for use of medicinal plants as adjuvant therapy added to fish food to prevent diseases. Further studies including determination of required doses and the mechanism of action of garlic needed to be focused.

#### ACKNOWLEDGEMENTS

The authors would like to thank Dr. Jian-Chu Chen and Dr. Sheen Shyn-Shen for their outstanding support and

also for performing the present work in their respective laboratories. We appreciate Dr. Masahiro Sakai for his critical review on this manuscript.

## REFERENCES

- Ainsworth AJ (1994). -glucan inhibitable zymosan receptor on channel catfish neutrophils. *Vet. Immunol. Immunopathol.*, 41: 141-152.
- Akgül A (1993). Spice science and technology. Turkish Assoc. Food Technol., 15: 451.
- AOAC (Association of Official Analytical Chemists) (1984). In: Helrich, K. (Ed.), *Official Methods of Analysis of the AOAC*, 14th ed. AOAC, Arlington, VA, USA.
- Aso H, Suzuki F, Yamaguchi T (1985). Induction of interferon and activation of NK cells and macrophages in mice by oral administration of Ge-132, an organic germanium compound. *Microbiol. Immunol.*, 29: 65-74.
- Augusti KT (1977). Hypocholesterolaemic effect of garlic, *Allium sativum*, Linn. *Indian J. Exp. Biol.*, 15:489-490.
- Bampidis VA, Christodoulou V, Christaki E, Florou-Paneri P, Spais AB (2005). Effect of dietary garlic bulb and garlic husk supplementation on performance and carcass characteristics of growing lambs. *Animal Feed Sci. Technol.* Article in press.
- Bordia A, Bansal HC, Arora SK, Singh SV (1975). Effect of essential oils of garlic and onion on alimentary hyperlipemia. *Atherosclero.*, 21: 15-19.
- Chen D, Ainsworth AJ (1992). Glucan administration potentiates immune defence mechanisms of channel catfish, *Ictalurus punctatus* Rafinesque. *J. Fish Dis.*, 15: 295-304.
- Chung S, Secombes CJ (1998). Analysis of events occurring within teleost macrophages during the respiratory burst. *Comp. Biochem. Physiol. Part B*, 88: 539-544.
- Chung S, Secombes CJ (1987). Activation of rainbow trout macrophages. *J. Fish Biol.*, 31: 51-56.
- Dalmo RA, Ingebriksen K, Børgwald J (1997). Non-specific defence mechanisms in fish, with particular reference to the reticuloendothelial system (RES). *J. Fish Dis.*, 20: 241-273.
- Dalmo RA, Seljelid R (1995). The immunomodulatory effect of LPS, laminaran and sulphated laminaran [(1,3)-d-glukan] on Atlantic Salmon, *S. salar*, macrophages in vitro. *J. Fish Dis.*, 18: 175-185.
- Demir E, Sarica S, Ozcan MA, Suiçmez M (2003). The use of natural feed additives as alternatives for an antibiotic growth promoter in broiler diets. *Brit. Poult. Sci.*, 44: 44-45.
- Duke JA (1987). *CRC Handbook of Medicinal Herbs* (5th ed.). CRC Press, Boca Raton, FL
- Ellis AE (1990). Lysozyme assay. In: Stolen JS, Fletcher DP, Anderson BS, Robertson BS, editors. *Techniques in fish immunology*. Fair Haven, NJ, USA: SOS Publication, pp. 101-103.
- Engstad RE, Robertson B, Frivold E (1992). Yeast glucan induces increase in lysozyme and complement-mediated haemolytic activity in Atlantic salmon blood. *Fish and Shellfish Immunol.*, 2: 287-297.
- Fitzsimmons K (2003). Tilapia evolution: growing industry moves from live fish to value-added products. *Global Aqua. Advoca*, 6: 500-552.
- Folch J, Lees M, Stanely CHS (1957). A simple method for the isolation and purification of total lipids from animal tissues. *J. Biol. Chem.*, 266: 477-509
- Freitas R, Fonseca JB, Soares RTRN, Rostagno HS, Soares PR (2001). Utilization of garlic (*Allium sativum*) as growth promoter of broiler. *Rev. Bras. Zootec.*, 30: 761-765.
- Fromthing RA, Bulmer GS (1978). *In vitro* effect of aqueous extract of garlic (*Allium sativum*) on the growth and viability of *Cryptococcus neoformans*. *Mycology*, 70: 397-405.
- Horton GMJ, Fennell MJ, Prasad BM (1991b). Effects of dietary garlic (*Allium sativum*) on performance, carcass composition and blood chemistry changes in broiler chickens. *Can. J. Anim. Sci.*, 71: 939-942.
- Jeney G, Anderson DP (1993). An *in vitro* technique for surveying immunostimulants in fish. *Aquacult.*, 112: 283-287.
- Jeney G, Galeotti M, Jeney Z, Anderson DP (1997). Prevention of stress in rainbow trout (*O. mykiss*) fed diets containing different doses of glucan. *Aquacult.*, 154: 1-15.
- Jollès P, Jollès J (1984). What's new in lysozyme research? Always a model system, today as yeas day. *Mol. Cell Biochem.*, 63: 165-189.
- Jorgensen J, Robertsen B (1995). Yeast -glucan stimulates respiratory burst activity of Atlantic salmon (*Salmo salar* L.) macrophages. *Dev. Comp. Immunol.*, 19: 43-57.
- Konjufca VH, Pesti GM, Bakalli RI (1997). Modulation of cholesterol levels in broiler meat by dietary garlic and copper. *Poult. Sci.*, 76: 1264-1271.
- Kumar M, Berwal JS (1998). Sensitivity of food pathogens to garlic (*Allium sativum* L.). *J. Appl. Microbiol.*, 84: 213-215.
- Kyo E, Uda N, Suzuki A, Kakimoto M, Ushijima M, Kasuga S, Itakura Y (1998). Immunomodulation and antitumor activities of aged garlic extract. *Phytomed.*, 5:259-267.
- Lau BH, Yamasaki T, Gridley DS (1991). Garlic compounds modulate macrophage and T-lymphocyte functions. *Mol. Biochem.*, 3: 103-107.
- Law WY, Chen WH, Song YL, Sufour S, Chang CF (2001). Differential *In Vitro* suppressive effects of steroids on leukocyte phagocytosis in two teleosts, tilapia and common carp. *General Comp. Endocrinol.*, 121: 163-172.
- Lewis MR, Rose SP, Mackenzie AM, Tucker LA (2003). Effects of dietary inclusion of plant extracts on the growth performance of male broiler chickens. *Brit. Poult. Sci.*, 44: 43-44.
- Mathews ES, Warinner JE, Weeks BA (1990). Assays of immune function in fish macrophages. Techniques used as indicators of environmental stress. In: Stolen JS, Fletcher DP, Anderson BS, Robertson BS, editors. *Techniques in fish immunology*. Fair Haven, NJ, USA: SOS Publication, pp. 155-163.
- Ndong D, Chen YY, Lin YH, Vaseeharan B, Chen JC (2007). The immune response of tilapia *Oreochromis mossambicus* and its susceptibility to *Streptococcus iniae* under stress in low and high temperatures. *Fish and Shellfish Immunol.*, 22: 686-694.
- Qureshi AA, Din ZZ, Abuirmeileh N, Burger WC, Ahmad Y, Elson CE (1983). Suppression of avian hepatic lipid metabolism by solvent extracts of garlic: impact on serum lipid. *J. Nutr.*, 113:1746-1755.
- Roch P (1999). Defense mechanisms and disease prevention in farmed marine invertebrate. *Aquacult.*, 172: 125-145.
- Sahu S, Das BK, Mishra BK, Pradhan J, Sarangi N (2006). Effect of *Allium sativum* on the immunity and survival of *Labeo rohita* infected with *Aeromonas hydrophila*. *J. Appl. Ichthyol.*, pp. 1-7.
- Sakai M, Taniguchi K, Mamoto K, Ogawa H, Tabata M (2001). Immunostimulant effects of nucleotide isolated from yeast RNA on carp, *Cyprinus carpio* L. *J. Fish Dis.*, 24: 433-438.
- SAS (Statistical analysis system) (1990). Cary, NC: SAS Institute, Inc.
- Secombes CJ, Fletcher TC (1992). The role of phagocytes in the protective mechanisms of fish. *Annu. Rev. Fish Dis.*, 2: 53-71.
- Secombes CJ (1990). Isolation of salmonid macrophages and analysis of their killing activity. In: Stolen, J.S., Fletcher, T.C., Anderson, D.P., Kaattari, S.L., Rowley, A.F. (Eds.), *Techniques in Fish Immunology*, Fish Immunology Technical Communications. SOS Publications, USA, ISBN 0-9625505-0-7, pp. 141-144.
- Secombes CJ, Olivier G (1997). *Furunculosis*. Academic Press, New York, pp. 269-296.
- Sheen SS, Wu SW (1999). The effects of dietary lipids levels on the growth response of juvenile mud crab *Scylla serrata*. *Aquacult.*, 175:143-153.
- Siwicki A (1987). Immunomodulating activity of levamisole in carp spawners, *Cyprinus carpio* L. *J. Fish Biol.*, 31: 245-246.
- Siwicki AK (1989). Immunostimulating influence of levamisole on non-specific immunity in carp (*C. carpio*). *Dev. Comp. Immunol.*, 13: 87-91.
- Siwicki AK, Anderson DP, Dixon OW (1990). *In vitro* immunostimulation of rainbow trout (*O. mykiss*) spleen cells with levamisole. *Dev. Comp. Immunol.*, 14: 231-237.
- Siwicki AK, Anderson DP, Rumsey GL (1994). Dietary intake of immunostimulants by rainbow trout affects non-specific immunity and



- protection against furunculosis. *Vet. Immunol. Immunopathol.*, 41: 139-159.
- Solem ST, Jorgensen JB, Robertson B (1995). Stimulation of respiratory burst and phagocytic activity in Atlantic salmon (*S. salar* L.) macrophages by lipopolysaccharide. *Fish Shellfish Immunol.*, 5: 475-491.
- Suetsuna K (1998). Isolation and characterization of angiotensin I converting enzyme inhibitor dipeptides derived from *Allium sativum* (garlic). *J. Nutr. Biochem.*, 9: 415-419.
- Sumiyoshi H (1997). New pharmacological active of garlic and its constituent (review). *Folia Pharm. Jpn.*, 110: 93-97.
- Verlhac V, Gabaudan J (1999). The effect of vitamin C on fish health. *Vitamins*, Roche, Centre for Research in Animal Nutrition. Societe Chimique Roche, BP 170, 68305 St. Louis, Cedex, France, pp. 7-13.
- Verlhac V, Gabaudan J, Obach A, Schuep W, Hole R (1996). Influence of dietary glucan and vitamin C on non-specific and specific immune responses of rainbow trout (*O. mykiss*). *Aquacult.*, 143: 123-133.
- Wang BH, Zuzel KA, Rahman K, Billington D (1998). Protective effects of aged garlic extract against bromobenzene toxicity to precision cut rat liver slices. *Toxicol.*, 126: 213-222.
- Yano T (1996). The non-specific immune system: humoral defense. In: *The Fish Immune System: Organism, Pathogen, and Environment*. San Diego, pp. 105-156.
- Zaika LL (1988). Spices and herbs: Their antimicrobial activity and its determination. *J. Food Safet.*, 9:97-118.